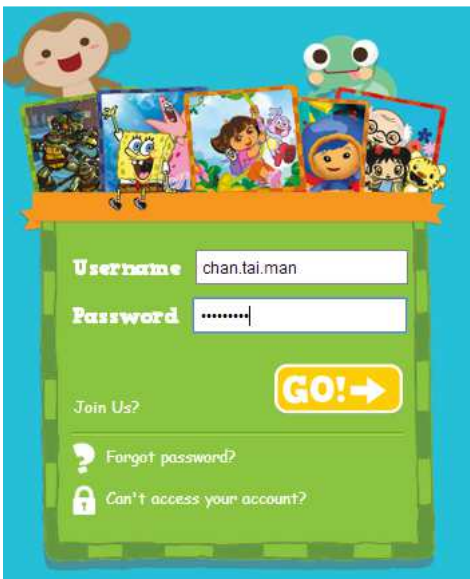


## Fun and Friends Book Club 2016-2017 User Manual

Please login [www.fnfclub.hk](http://www.fnfclub.hk) with your user information in a computer. If you are an iPad or Android tablet user, please make sure you have downloaded 'Fun and Friends Book Club' app from Apple 'Apps Store' or Android 'Google Play' before starting the programme.



**Username:** \_\_\_\_\_ Please key in your username as provided

**Password:** \_\_\_\_\_ Please key in your password as provided

### Enquiries:

**Fun and Friends Learning Service Team**

**Hotline :** (852) 3188 2357

**Email:** [fnf@fnfclub.hk](mailto:fnf@fnfclub.hk)

**Address:** Room 1411, Telford House, 16 Wang Hoi Road, Kowloon Bay, Hong Kong

**Service hour:** Mon to Fri, 9:00 am - 8:00 pm

For after hours service, please leave us a message with the following details:

- Your school's name
- Your name
- Your class
- Your question
- Your contact no.

We will respond to your service request within one working day.

### Reminders :

- ☒ **Programme Period: 19 Sep 2016-30 June 2017**
- ☒ **Please enter your username in lowercase**
- ☒ **Students must enter both email addresses in Profile for password retrieval and to receive the monthly Progress Report.**
- ☒ **Completion of all learning activities and exercises is required to achieve maximum score**

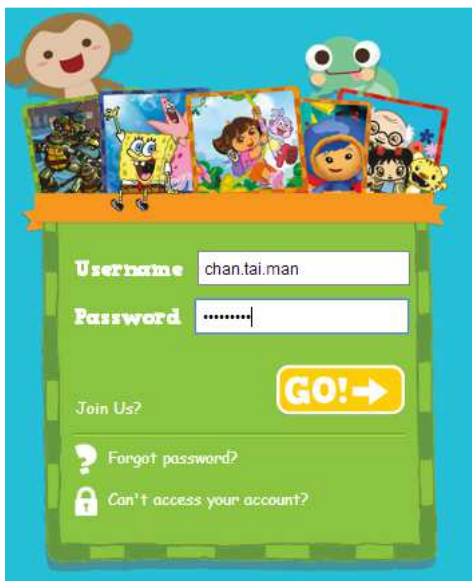
### System requirement:

- **Microsoft Windows XP / Vista / 7 / 8.1 / 10; Mac OS X v10.9, or above**
- **Latest version of Google Chrome (recommended), Internet Explorer, Safari and Firefox**
- **Adobe Flash Player 10.1 or above**



## Fun and Friends Book Club 2016-2017 用戶指南

如您正使用桌上電腦，請以您的使用者資料登入 [www.fnfclub.hk](http://www.fnfclub.hk)。若您正使用 iPad 或 Android 平板電腦，請先於 Apple “Apps Store” 或 Android “Google Store” 下載“Fun and Friends Book Club”應用程式。



登入名稱

(Username)

請根據提供輸入用戶資料

密碼

(Password)

請根據提供輸入密碼

**Fun and Friends 學習服務團隊**

服務專線：(852) 3188 2357

電郵：[fnf@fnfclub.hk](mailto:fnf@fnfclub.hk)

地址：香港九龍灣宏開道16號德福大廈1411 室

服務時間：星期一至五 9:00am - 8:00pm

如非辦公時間，請留言並清楚說出：

- 學校名稱
- 姓名
- 班別
- 查詢內容
- 聯絡電話

我們將於一個工作天內回覆。

注意事項：

- ☒ 課程日期：2016 年 9 月 19 日至 2017 年 6 月 30 日
- ☒ 登入名稱請用小楷。
- ☒ 用戶必須登入後在個人檔案 (Profile) 欄填上電郵以便日後查詢密碼及收取學習進度表之用。
- ☒ 您需要透過瀏覽所有教材，包括詞彙、錄像和聲音等資訊來獲得分數。

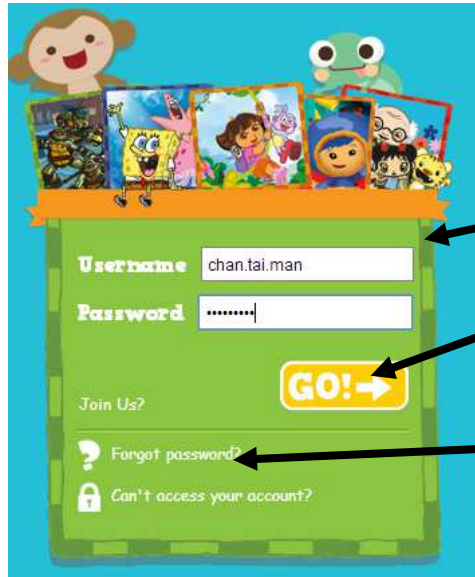
系統安裝及設備要求：

- Microsoft Windows XP / Vista / 7 / 8.1 / 10; Mac OS X v10.9 或以上
- 最新版本 Google Chrome (建議使用), Internet Explorer, Safari and Firefox Chrome
- Adobe Flash Player 10.1 or above

## Login

### 1. PC or Mac Users

Login URL : [www.fnfclub.hk](http://www.fnfclub.hk)



**Enter Username and Password.**

**(This information can be found in the email sent to parents' account.)**

輸入登入名稱及密碼。

(資料已電郵至各家長之電郵信箱內。)

**Click GO to log in**

按 **GO** 登入

**Click 'Forgot password' and enter your personal information if you have forgotten your password.**

**The password will be sent to the registered email address.**

日後忘記密碼時可按 **Forgot Password** 並填入個人資料，系統將自動將密碼送到用戶登記的電郵地址。

### 2. Android/iPad Users

**Android 或 iPad 使用者**

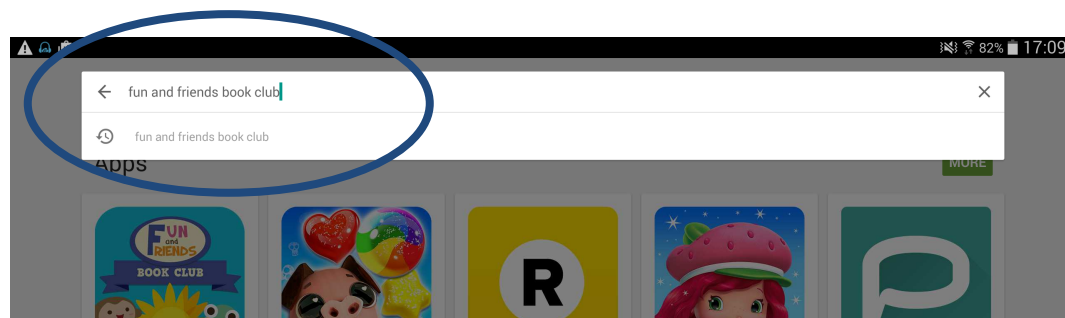
**Download 'Fun and Friends Book Club' from Apple 'Apps Store' or Android 'Google Play' before starting the programme.**

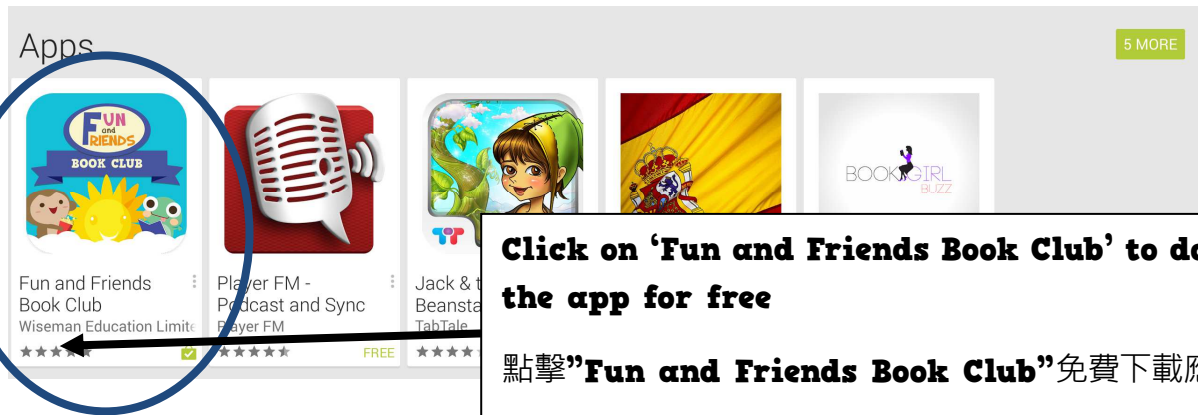
請先於 **Apple "Apps Store"** 或 **Android "Google Store"**

下載 **"Fun and Friends Book Club"** 應用程式。

**Search for 'Fun and Friends Book Club'**

搜尋 **"Fun and Friends Book Club"**





**You can also scan the following QR codes to download the Fun and Friends Book Club App.**

或者掃描以下二維碼進行下載



**The login procedures will be the same for PC/Mac users.**

其他登入步驟跟 **PC** 和 **Mac** 一樣。

## **I. Update Personal Information and Password**

更新個人資料及密碼

**To update your personal information or change your password, you can log in from <http://fnfclub.hk>, and input your username and password. Then click on 'Profile' from the top left window.**



如要更新個人資料，或更改密碼，請先以 **PC** 或 **Mac** 登入

**http://fnfclub.hk**，然後輸入用戶名稱及密碼。你可按左上方的'**Profile**'更新個人資料。

**Click here to view your profile**  
按此查看用戶資料檔案

**Change Profile:**  
Click here to fill in your parent's phone number and email address.  
更改用戶檔案：  
請填入家長的電話號碼和電郵地址。

**Profile**

Hi, .

Username: student.1  
Email: Click here to edit  
Phone: Click here to edit  
Address: Click here to edit  
Birthday: 01/01/1970

**Subscription**

School	Term	Class	Course	Expiry
Wiseman Education	2013 - 2014	HK	Fun and Friends Stage 4 (Learners)	15/08/2015
			Stage 4 (Self Learning)	
			Stage 4 (Self Learning)	
			Book Club	

**Purchase History**

No Records

**Profile**

**Edit your profile**

Name:   
Username: student.1  
Password:   
Re-enter Password:   
Email:   
Phone:   
Address:   
Parent Name:   
Gender: ☐ Male ☐ Female  
Birthday: 01 Jan 1970 (dd mm yyyy)

**Please enter your parent's email address in the 'Profile' section upon your first login. A Progress Report will be sent to your parents' email to share your learning progress.**

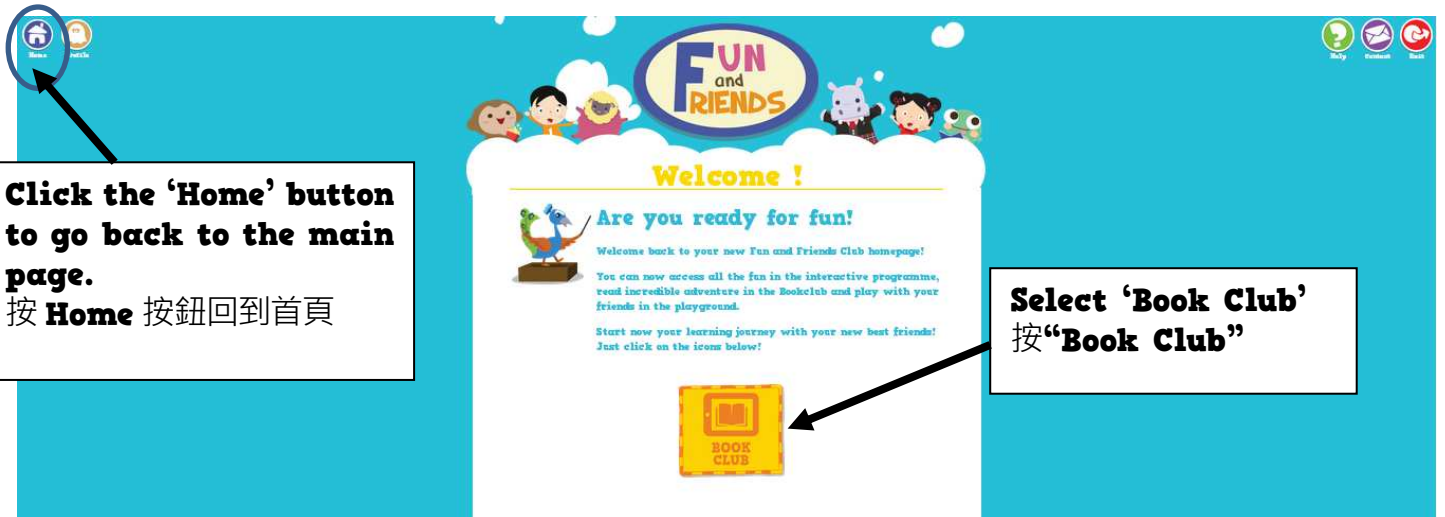
請於第一次登入後，請於 **Profile** 登記電郵地址，方便日後收到定期發出之學習進度表。

## Starting the Lessons

進入課堂

### 1. PC or Mac users

PC 或 Mac 使用者



**Click the 'Home' button to go back to the main page.**  
按 Home 按鈕回到首頁

**Select 'Book Club'**  
按“Book Club”



**Fun and Friends Book Club**

**Ready to start your reading adventure!**

Easy 2 steps to start it!

**1.**  
Before starting your reading adventure you need to download the Book Club app with one of the link below to install it on your android tablet or iPad:

You can also access it directly with the desktop version:

**2.**  
Once you have downloaded the app, just use the same login in the app as the one you used to login in Fun and friends club, it's easy and simple! 1 login, multiple the fun!

**Now go and start reading!**

**Click here to begin your learning journey!**  
按此開始學習!

### 2. iPad/Android users

平板電腦使用者

**You will be directed to the lesson upon logging in.**  
當登入後會直接進入課堂。



## II. To begin reading ... 開始閱讀

You will see an interactive bookcase where you can find e-books and videos after logging in. Active e-books are shown in bright colours and the ones that are highlighted in grey need to be downloaded.

當你登入後，你便會看到一個精美的書架，裏面包含了電子書和短片。如你看見的電子書圖畫是淡色的，而中間有黃色播放按鈕，即表示該電子書尚未被下載。如已下載，該電子書圖畫會變為深色。

The learning goals in each title tell you what you can learn from the story!

Click on 'Learning goals' on the front cover of each e-book to access the learning goal page.

Each e-book includes language functions, target vocabulary and phrases, and respective reading level of the book.

按電子書圖畫一下，你會看到左下方的”Learning Goals”和右下方的”Read”。按”Learning Goals”，你會看到這本書的學習目標，知道當中的語言功能和重點語法、詞彙和句子和這本書的分級。



Click 'Read' to begin reading the book. You can choose from the following options: Read to Me, Read It Myself, and My Studio. The 'Question Time' section is also available at the end of each book.

按”Read”便可以開始閱讀圖書。你可以看到不同的選擇：“Read to Me”、“Read it Myself”和”My Studio”。而”Question Time”則是一些讀完書後的跟進問題。

For Read to me mode, make sure your speakers are turned on so you can hear the audio. 在“Read to me”，我們會讀給你聽，記住要開放你的揚聲器。

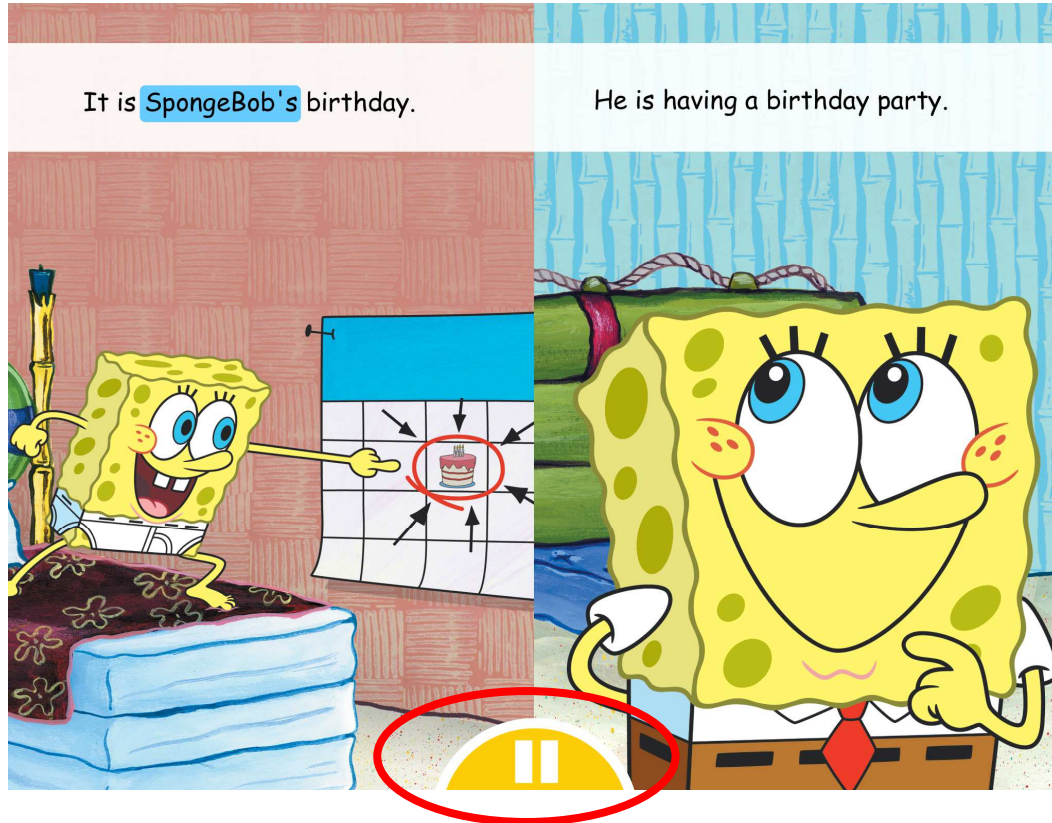
For Read It Myself mode, you can look at the pictures and read the book at the same time. 在“Read it Myself”，你可以邊看邊讀。



My Studio allows you to record and playback your voice. Doesn't this sound fun? My Studio”可讓你錄音並播放自己的聲音。是否很有趣呢！

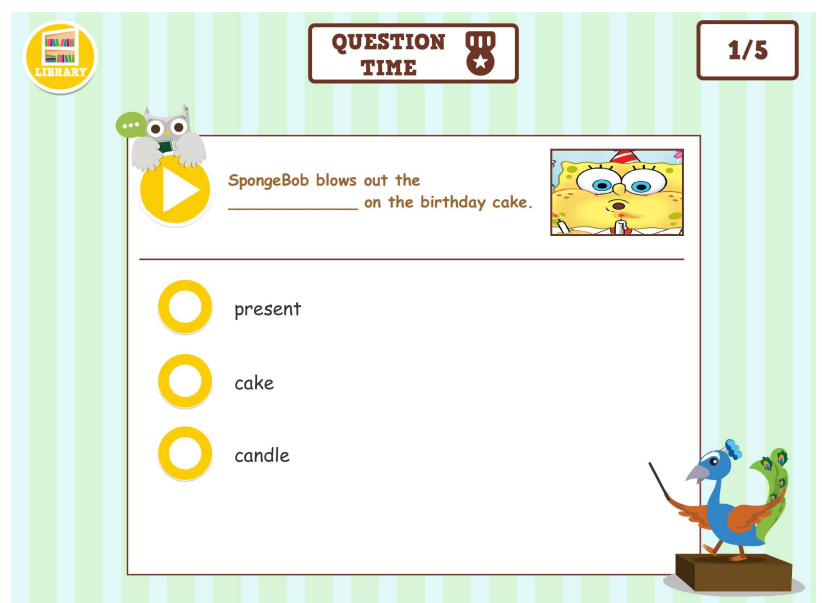
**To turn the page, simply swipe the page left or right.**  
你可以用手指向左或向右撥來揭書。

**You can also pause your reading anytime by tapping the 'pause' button.**  
你亦可隨時按下方中間黃色的按鈕暫停。



**You can choose to return to the main menu, read the book again or go to the 'Question time' section after you have finished a book.**

完成後你可返回書架，或重新閱讀，或到**"Question Time"**回答問題。

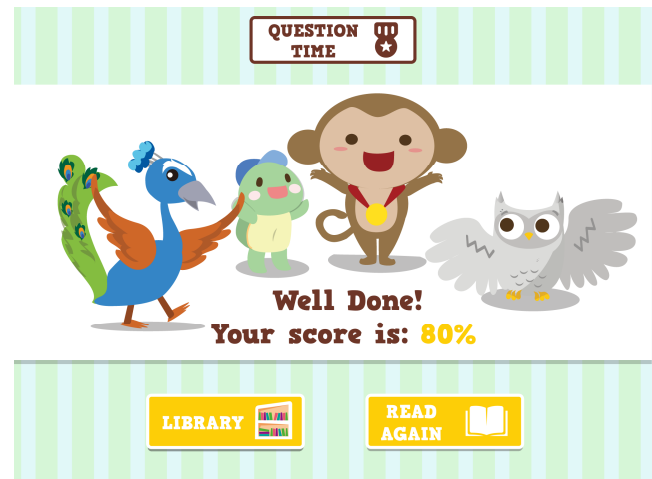






Tap on 'Library' to go back to the interactive bookcase. A green tick on a book shows that you have finished reading it. You can get a bonus video for every four completed books. Earn bonus videos by reading more books!

若你按“**Library**”返回書架，你會發現剛完成的圖書的右上角會出現一個綠色的✓。當你完成書架中一行四本的電子書，你便可按右方的“**Video**”看獎勵短片。



Last but not least, there are three icons on the top right corner of the interactive bookcase. Tap the 'Score' icon to view your score of each book. You can also tap the 'Music' icon to turn off/on the background music. You can find answers to some of the frequently asked questions in 'Settings'. You can also tap on 'Contact Us' if you have any other questions. Feel free to share your exciting reading experience with your friends!

此外，使用 **Fun and Friends Book Club** 應用程式的使用者會看到書架的右上方，有 3 個圖標。Score 會顯示你每本書的分數。Music 可取消背景音樂。而 Settings 中則包含常見問題。你亦可按 **Contact Us** 與我們聯絡和跟你的朋友分享閱讀心得！

